

Program extensions and changes BÖHM classic Edition

2021-11-01

For remove all assignments to one of the **12 SETs** in a title list at once:
Press the **Ctrl key** and then use the left click on the name of the desired **SET**.

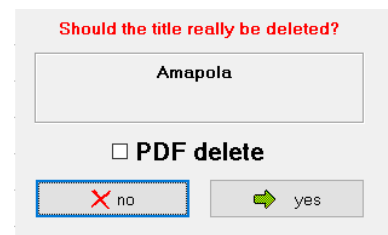
Answer the following question about deletion with **YES** and all assignments to this **SET** are deleted

2021-06-29

The detection and control of MIDI devices has been optimized.
Title search for keywords in connection with the on-screen keyboard has been revised.

2021-03-01

When deleting a title from the title list, the corresponding PDF can now also be deleted if desired.

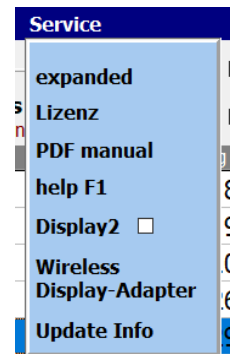


If the **Delete PDF** option is activated when deleting a title, the PDFs belonging to the title in **PDF\Display1** and **PDF\Display2** are not completely deleted, but rather moved to the **Archiv\Display1** or **Archiv\Display2** directories. From there these can be copied back into the **PDF\Display1** or **PDF\Display2** directories at any time. However, they are no longer visible for the **PDFsynchron** function.

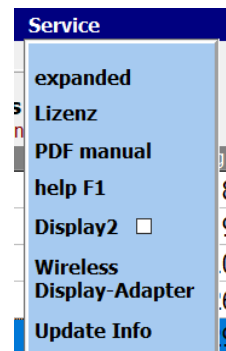
The **PDFsynchronous** function has been expanded. You can now select not only individual titles for transfer, but also all titles with one click. Furthermore, the look was changed and a loading bar was added to show the copying progress.

The update of the keywords when changing the title list has been revised.

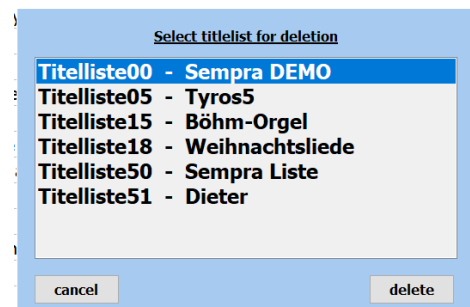
Information about all program updates can now be called up directly from the program under **SERVICE-> Update Info**.



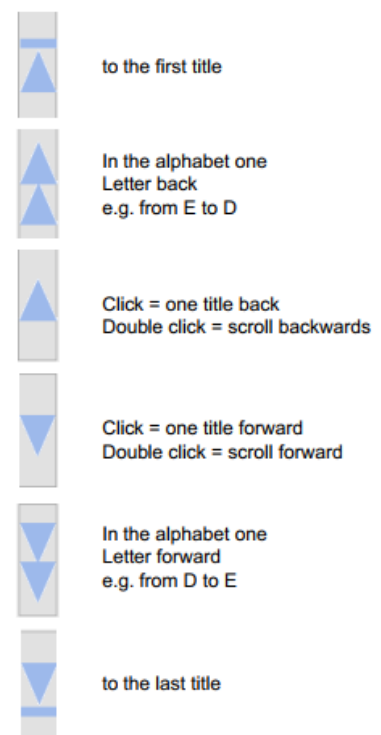
10. The connection to the wireless display is now possible directly from the program via **SERVICE-> Wireless Display Adapter**.



4. When deleting playlists, not only the numbers of the playlists are displayed, but also the names.



6. The functions of the navigation keys have been expanded.



2020-09-14

In the **PDFsynchron** function, not only can several titles be selected for transfer to the title list, but all titles (notes) can also be marked for transfer to the current title list with one click.

2020-03-27

The **PDFsynchron** function has been expanded. Any number of selected titles can now be transferred with one click.

2020-03-25

The program is now independent of the computer's date format.

2020-03-03

When calling up several titles one after the other, there were sporadic delays in the note display, both with individual calls and with the **PRESETs**. This error has been eliminated.

2020-03-02

The note display has been revised and the flickering when calling up notes has been eliminated.

2020-02-21

The documentation has been updated in the **MIDI SETTINGS** section.

2020-01-10

The program is now completely freely scalable and can be positioned anywhere on the screen.

2020-01-03

The programs have been optimized for use with small tablet PCs. The position of the tablet is automatically recognized and, when held upright, not only is switched to single-sided display, but the user interface is also adapted to the size of the display. This means that you can work well even with small trays (10 "). The music notation extends over the entire screen anyway. A good solution for on to go.

2019-10-23

All restrictions have been lifted in the **DEMO** versions.
Only the red word DEMO appears above the notes.
The documentation has been updated.

2019-10-08

The program has been expanded to include the language 'Dutch'.
The video playback has also been revised.

2019-09-20

The display option **DISPLAY2** has been revised.
Turning the pages of notes is now also possible via Sempra, see
documentation.
The documentation has been updated.

2019-09-09

Calling up the first title after starting the program has been accelerated.

2019-08-21

The **PDFsynchron** function has been revised. This considerably
accelerated the display of the PDF in this function.

2019-04-15

A sporadic error in connection with the function **PDFsynchron** and then
insert title has been eliminated.

2019-04-12

The current program version is now displayed under **SERVICE->**
LICENSE.

2019-04-06

The program now has a **copy preset** function. Details on this function
can be found in the PDF manual or in the online help in the program
using the F1 key.